
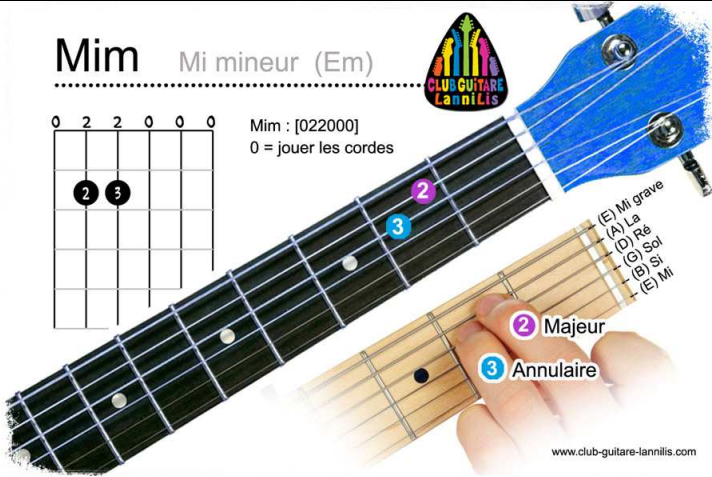


Accords : Mim - Mi - Lam - La - Do - Sol - Ré - Rém


Mim Mi mineur (Em)



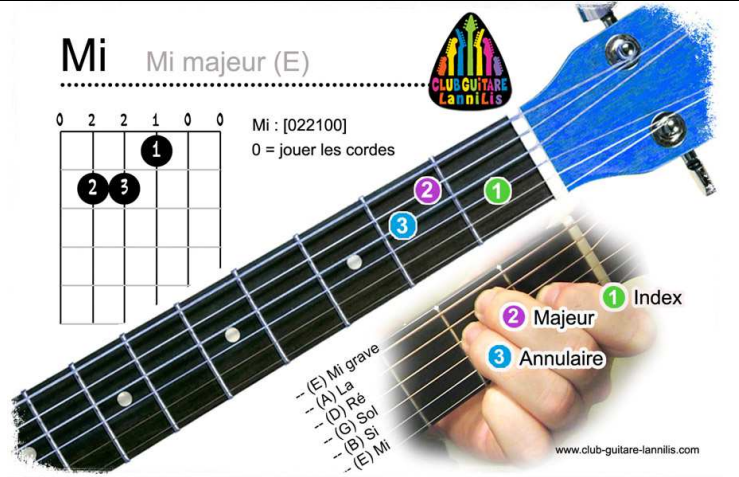
Mim : [022000]
0 = jouer les cordes




Mi Mi majeur (E)



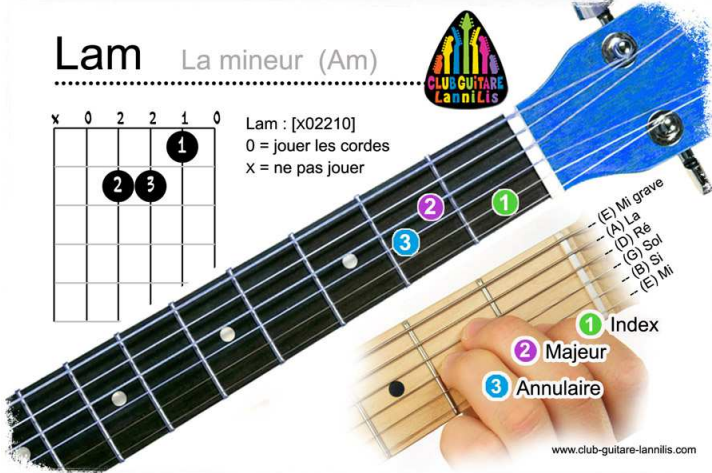
Mi : [022100]
0 = jouer les cordes



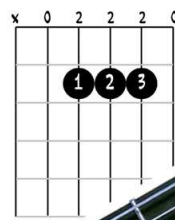
Lam La mineur (Am)



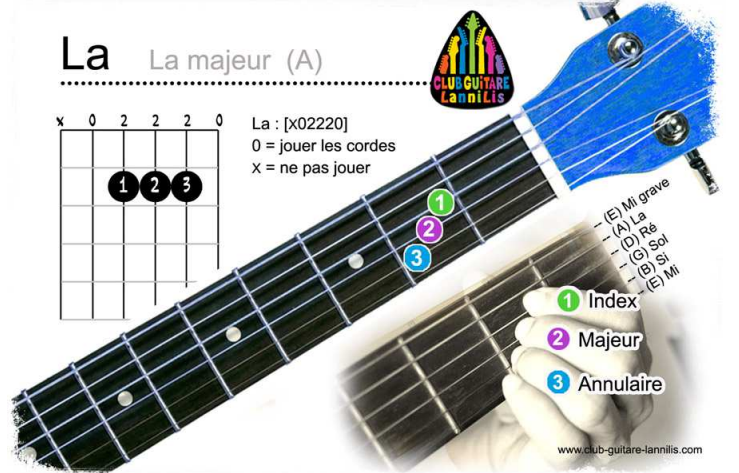
Lam : [x02210]
0 = jouer les cordes
x = ne pas jouer



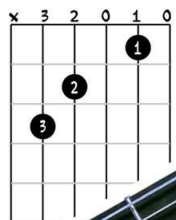
La La majeur (A)



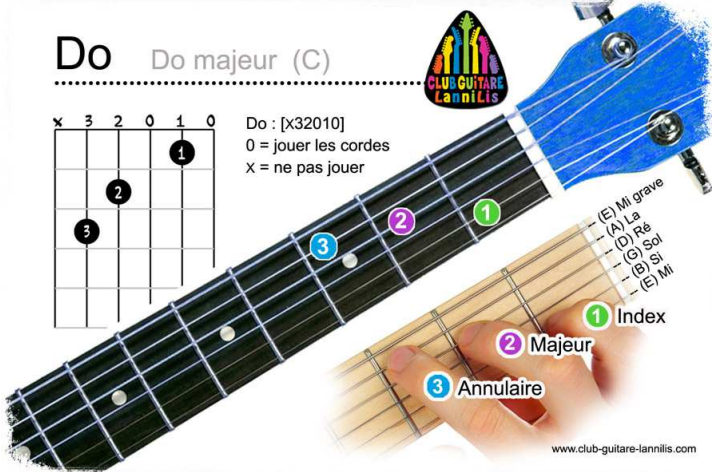
La : [x02220]
0 = jouer les cordes
x = ne pas jouer



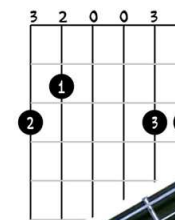
Do Do majeur (C)



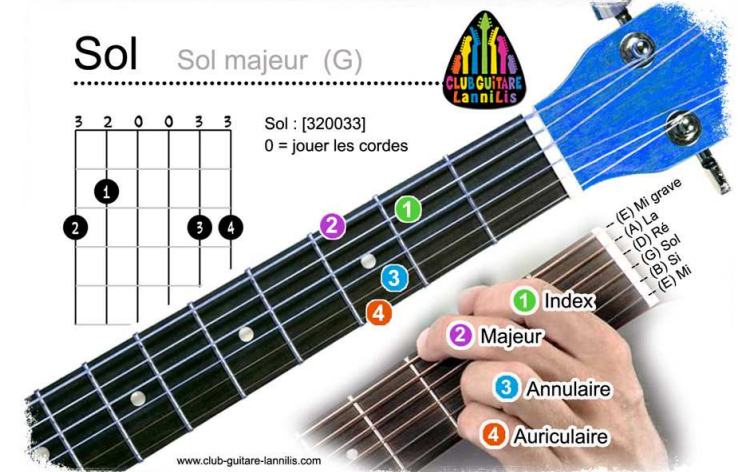
Do : [x32010]
0 = jouer les cordes
x = ne pas jouer



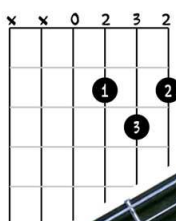
Sol Sol majeur (G)



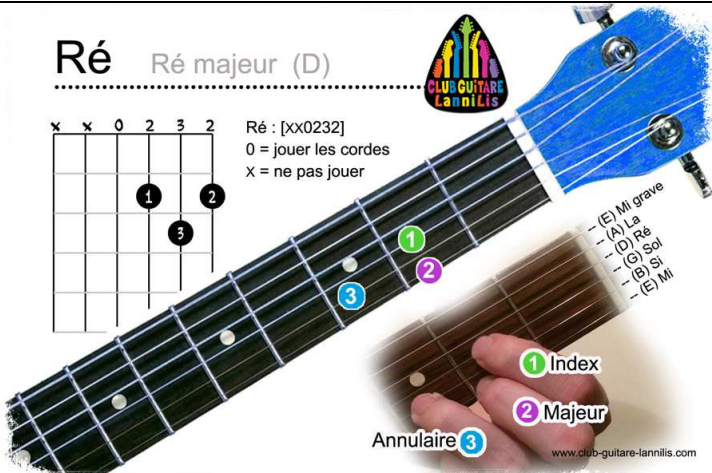
Sol : [320033]
0 = jouer les cordes



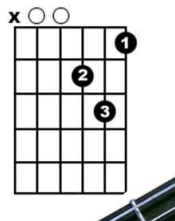
Ré Ré majeur (D)



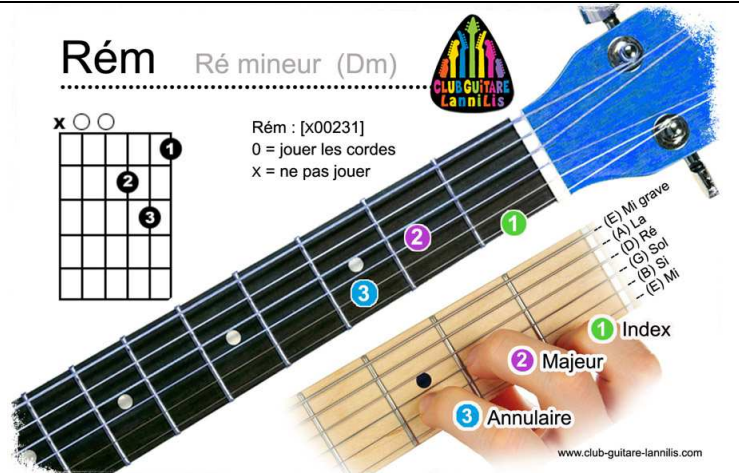
Ré : [xx0232]
0 = jouer les cordes
x = ne pas jouer



Rém Ré mineur (Dm)

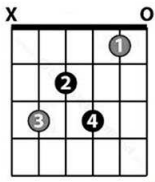


Rém : [x00231]
0 = jouer les cordes
x = ne pas jouer

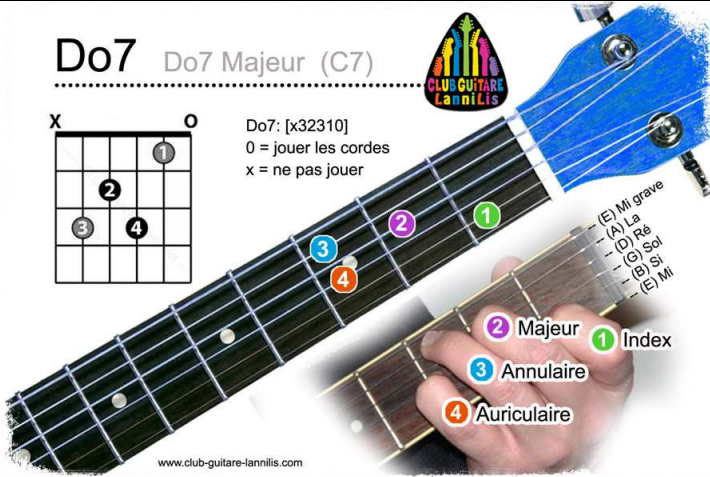


Accords : Do7 - Ré7 - Mi7 - La7 - Fa - Sim

Do7 Do7 Majeur (C7)

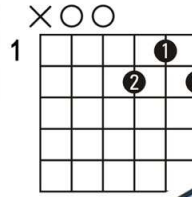


Do7: [x32310]
 0 = jouer les cordes
 x = ne pas jouer

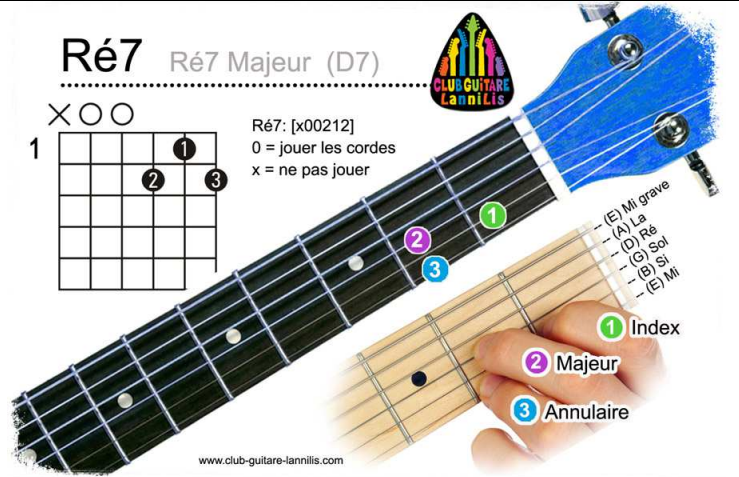


www.club-guitare-lannilis.com

Ré7 Ré7 Majeur (D7)

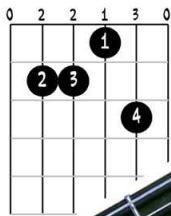


Ré7: [x00212]
 0 = jouer les cordes
 x = ne pas jouer



www.club-guitare-lannilis.com

Mi7 Mi7 Majeur (E7)

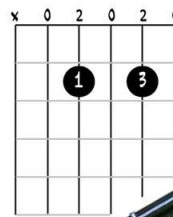


Mi7: [022130]
 0 = jouer les cordes

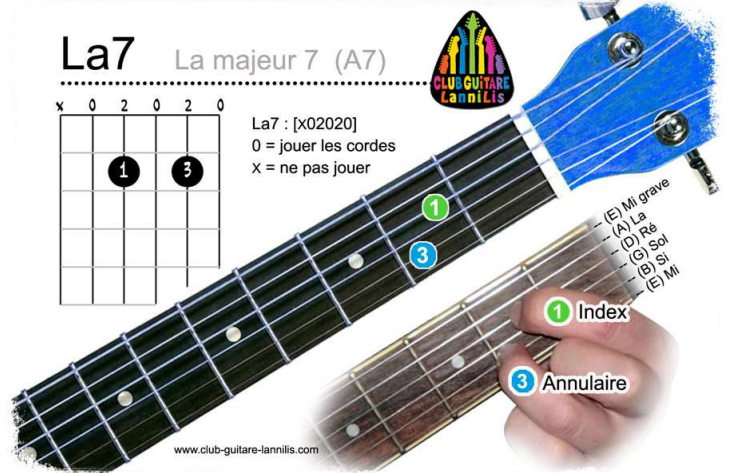


www.club-guitare-lannilis.com

La7 La majeure 7 (A7)

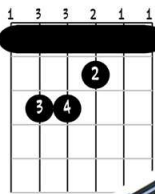


La7: [x02020]
 0 = jouer les cordes
 x = ne pas jouer

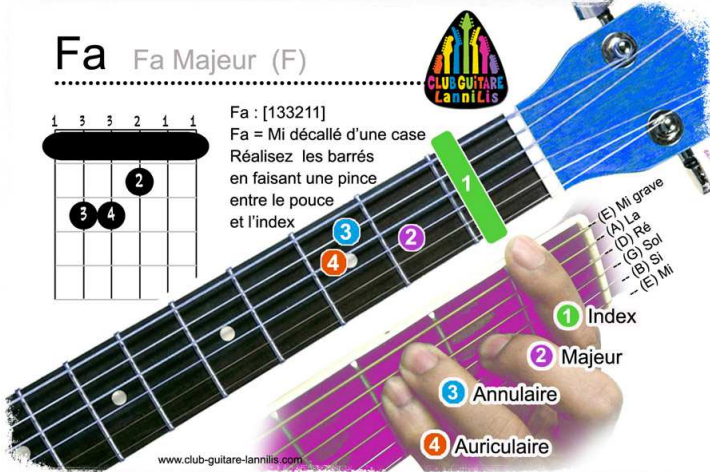


www.club-guitare-lannilis.com

Fa Fa Majeur (F)

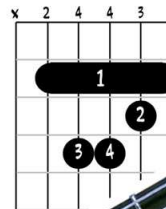


Fa: [133211]
 Fa = Mi décalé d'une case
 Réalisez les barrés en faisant une pince entre le pouce et l'index



www.club-guitare-lannilis.com

Sim Si mineur barré (Bm)



Sim: [x24432]
 C'est un Lam décalé de 2 cases
 x = ne pas jouer la corde



www.club-guitare-lannilis.com

Réalisez vos barrés en faisant une pince entre le pouce et l'index ou le majeur