

ZOMBIE (The CRANBERRIES)

Another head hangs lowly, Child is slowly taken.
And the violence caused such silence, Who are we mistaken?

But you see, it's not me, it's not my family.
In your head, in your head they are fighting,
With their tanks and their bombs, And their bombs and their guns.
In your head, in your head, they are crying...

**In your head, in your head, Zombie, zombie, zombie, Hey, hey, hey.
What's in your head, In your head, Zombie, zombie, zombie ?
Hey, hey, hey, hey, oh, dou, dou, dou, dou, dou...**

* instrumental*

Another mother's breakin', Heart is taking over.
When the violence causes silence, We must be mistaken.

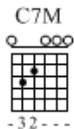
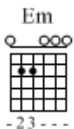
It's the same old theme since nineteen-sixteen.
In your head, in your head they're still fighting,
With their tanks and their bombs, And their bombs and their guns.
In your head, in your head, they are dying...

**In your head, in your head, Zombie, zombie, zombie, Hey, hey, hey.
What's in your head, In your head, Zombie, zombie, zombie?
Hey, hey, hey, hey, oh, oh, oh, Oh, oh, oh, oh, hey, oh, ya, ya-a...**

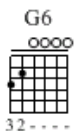
Voilà un morceau qui conviendra à beaucoup de guitaristes, débutants ou non. La simplicité de la grille d'accords (tournerie classique Em C G D sur 4 mesures) nous laisse champ libre à la main droite pour varier la rythmique. A ce niveau, on peut séparer le morceau en trois parties (ou plus selon envie) à savoir, partie forte (intro, refrains, chorus) partie calme (couplets, thème instrumental) et pont (joué à la basse dans l'enregistrement original). Je vous propose des solutions à une guitare acoustique sur ces 3 parties. La rythmique doit être jouée en mode croche, (2 battements par temps) à cause du tempo assez lent. Pour la partie forte, répéter à l'envie pour bien mémoriser la formule à doubles croches et liaisons. Dans un 2^{ème} temps séparer la mesure en 2 parties pour détacher les basses sur les 2 premières croches et balayer ensuite le bas des cordes pour le restant de la mesure. Pour la partie chantée, on simplifie la rythmique (surtout si c'est le guitariste qui chante !) en jouant toutes les croches et en appuyant le 3^{ème} temps sur les aigus pour faire « respirer » l'accompagnement.

Intro, refrains

Moderate ♩ = 80

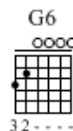
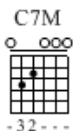
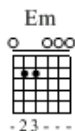


Musical notation for measures 1 and 2. Measure 1 starts with a repeat sign. The guitar part consists of a steady eighth-note bass line. Measure 2 continues the bass line with some chords. A red '2' is above the second measure.



Musical notation for measures 3 and 4. Measure 3 continues the bass line. Measure 4 features a key signature change to D major (indicated by a sharp sign on the F string) and a different bass line pattern. A red '4' is above the fourth measure.

chant, thème guitare



Musical notation for measures 5 through 8. Measure 5 starts with a repeat sign. The guitar part features a steady eighth-note bass line. Measure 8 includes a key signature change to D major (sharp sign on F). A red '8' is above the eighth measure.

pont sur basses, final

Musical notation for measures 9 and 10. Measure 9 shows a bass line with a yellow highlight under the first measure. Measure 10 ends with a double bar line. A red '10' is above the tenth measure.